




Crossing the line:

From student to student instructor

Tijana Vislavski

University of Novi sad, Faculty of Sciences
Department of Mathematics and Informatics

- 
- ▶ INTRODUCTION
 - ▶ EXPECTATIONS VS. REALITY
 - ▶ CHALLENGES
 - ▶ BENEFITS



- ▶ **INTRODUCTION**

- ▶ EXPECTATIONS VS. REALITY


- ▶ CHALLENGES

- ▶ BENEFITS

A decorative graphic on the left side of the slide. It features a dark blue vertical bar on the far left. A black arrow points to the right from the top of this bar. Several thin, light blue lines curve downwards and to the right from the bottom of the arrow, creating a sense of movement and depth.

Introduction

- ▶ Master student at Faculty of Sciences since October 2014 (Computer Science)
- ▶ Student instructor at Chair for Computer Science since October 2015.
- ▶ Conducting lab exercises for Bachelor level courses:
 - ▶ Introduction to Programming
 - ▶ Object-oriented programming 1
 - ▶ Operating Systems 2
 - ▶ Architecture, Design and Patterns

- 
- ▶ INTRODUCTION
 - ▶ EXPECTATIONS VS. REALITY
 - ▶ CHALLENGES
 - ▶ BENEFITS



Expectations vs. reality

- ▶ Myth about “omniscient” teaching assistants
- ▶ Getting to know “other” (personal) side of teaching staff
- ▶ Feeling of fulfillment through knowledge-sharing



- ▶ INTRODUCTION

- ▶ EXPECTATIONS VS. REALITY


- ▶ **CHALLENGES**

- ▶ BENEFITS

A dark blue arrow points to the right from the left edge of the slide. Below it, several thin, curved lines in shades of blue and grey sweep across the left side of the slide, creating a dynamic, abstract background element.

Challenges

- ▶ Getting respect and establishing authority due to small age difference
- ▶ Staying objective as lecturer towards ex-peers
- ▶ Balancing between work and studying
- ▶ Common reaction : “Why would you want to stay at the University?”

- 
- ▶ INTRODUCTION
 - ▶ EXPECTATIONS VS. REALITY
 - ▶ CHALLENGES
 - ▶ BENEFITS

A dark blue arrow points to the right from the left edge of the slide. Below it, several thin, curved lines in shades of blue and grey sweep across the left side of the slide.

Benefits

- ▶ Learned how to talk about a topic in a systematic way
- ▶ Developed communication skills (verbal and non-verbal)
- ▶ Learned how to separate key concepts and scale the elements of the course work through grading and making assignments that are to be graded



Questions ?



Thank you for your attention !